

Adattatori preassemblati per tubo rame - Nichelato

Adapters preassembled for copper pipe - Nickel plated

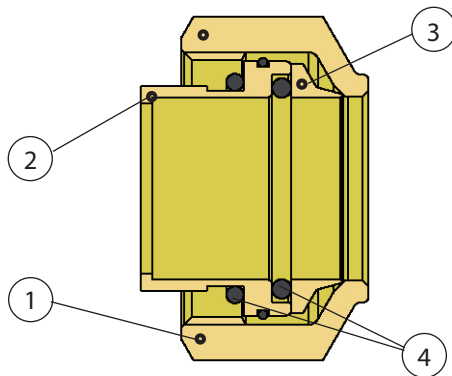
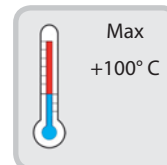
Vormontierter Adapter / Zwischenstücke für Kupferrohr - Vernickelt

Adaptateurs préassemblés pour tubes en cuivre - Niklé

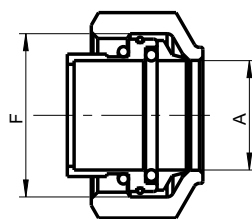
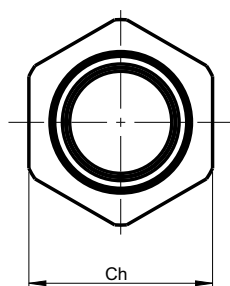
Собранный адаптер для медной трубы - никелированный



IVR 580



N	DENOMINAZIONE PART NAME	MATERIALE MATERIAL	TRATTAMENTO TREATMENT
1	Calotta - Nut	Ottone - Brass CW 617N - UNI EN 12165/98	Nichelato Nickel plated
2	Corpo - Body	Ottone - Brass CW 614N - UNI EN 12164/98	
3	Monocono - Olive	Ottone - Brass CW 614N - UNI EN 12164/98	
4	O Ring	EPDM	



Size	Code	F	A	Ch
16 X 10	158005100	1/2"	10	24
16 X 12	158005120	1/2"	12	24
16 X 14	158005140	1/2"	14	24
16 X 15	158005150	1/2"	16	24
16 X 16	158005160	24-19	16	27
18 X 10	158024100	24-19	10	27
18 X 12	158024120	24-19	12	27
18 X 14	158024140	24-19	14	27
18 X 15	158024150	24-19	15	27
18 X 16	158024160	24-19	16	27
18 X 18	158024180	24-19	18	27
3/4" Eur x 12	158007120	3/4"	12	30
3/4" Eur x 14	158007140	3/4"	14	30
3/4" Eur x 15	158007150	3/4"	15	30
3/4" Eur x 16	158007160	3/4"	16	30
3/4" Eur x 18	158007180	3/4"	18	30

Tagliare sempre il tubo con l'apposito tagliatubi, in caso contrario procedere ad una accurata sbavatura prima di montare l'adattatore
 Cut the pipe with the appropriate tool, otherwise it is necessary to remove carefully any remaining trimming
 Das Rohr stets mit einem geeigneten Rohrschneider schneiden. Notfalls vor Montage den Grat am Rohr entfernen
 Couper toujours le tube avec le coupe-tube, dans le case contraire réaliser une ébarbage avant assembler l'adapteur